
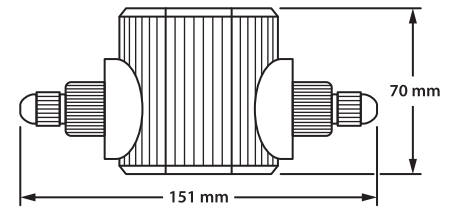




WPT70V External Line Matching Transformer User Manual

Thank you for purchasing the Dayton Audio® WPT70V External Line Matching Transformer. The WPT70V is a weatherproof and dustproof 70v In-Line transformer. This product can be used with most standard 8 ohm speakers and is designed for outdoor use. The WPT70V is easy to connect and has a large switch for selecting the most popular 70v tap wattages including: 2.5W, 5W, 10W, 15W and 20W.

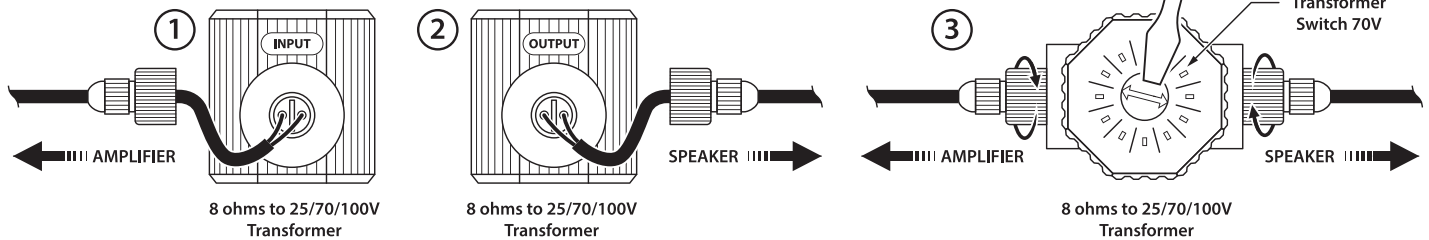


Before you begin here are some general notes to ensure a trouble free installation.

- Check that your connections are positive to positive and negative to negative ensuring proper polarity. When you are connecting multiple speakers it is absolutely vital that you observe proper polarity at all times. If you mix the polarity your sound system will be substandard. The system may sound excessively distorted or output levels may be substantially diminished. It is also possible damage to the amplifier or speaker components may occur.
- Ensure the combined Impedance of your installation does not go below the acceptable level of your selected amplifier; this will cause poor performance and possibly damage the amplifier.
- Ensure your amplifier volume is set to the minimum setting when powering on the system.

Installation:

1. Identify the input side of the transformer. Remove the end cap. Insert cable from your amplifier being careful not to lose the rubber seal. Connect the cable using the screw down terminals. Install end cap and tighten the pressure cap to seal the connection.
2. Identify the output side of the transformer. Remove the end cap. Insert cable from your speaker being careful not to lose the rubber seal. Connect the cable using the screw down terminals. Install end cap and tighten the pressure cap to seal the connection.
3. Select the appropriate wattage tap for your installation.



Warranty Information

Dayton Audio products are warranted free from defects in material and workmanship for **5 years** from date of purchase (see exceptions below). In the rare case of a product failure, please contact your place of purchase or call our Customer Support Department at (937) 743-8248.

Warranty Limitations

There are no other warranties, either express or implied, that extend the foregoing, and there are no warranties of merchantability or fitness for any particular purpose. Dayton Audio is not responsible for any consequential or incidental damage to any other unit or component or the cost for installation or extraction of any component of the audio system, or for the improper use of products. This includes but is not limited to burnt voice coils, overheating, bent frames, holes in the cone, or broken lead wires. Warranty does not apply to misuse, abuse, neglect, accident, improper use, etc. Dayton Audio reserves the right to repair or replace the products with either a new or factory refurbished unit.

Exception: Dayton Audio HDMI Cables -- No registration, no questions asked LIFETIME warranty. Replacement of Dayton Audio HDMI cables is with equal or better quality HDMI cables. Unassembled Kits - A 45-day return policy applies to unassembled kits. Once assembly has been started or completed, kits are deemed used and are nonreturnable for refund/exchange. This does not limit the manufacturers' warranty policies on any kit component.

This warranty gives you specific legal rights and you may also have other rights that vary from state to state.

Non-Warranty Service: If non-warranty service is required, the product may be sent to the Company for repair/replacement, transportation prepaid, by calling (937) 743-8248 for details, complete instructions, and service fee charges.



daytonaudio.com
tel + 937.743.8248
info@daytonaudio.com

705 Pleasant Valley Dr.
Springboro, OH 45066
USA



Typical 70V Wiring Diagram

